

# PRODUCT GUIDE

NEW ZEALAND



**GEARING YOU UP FOR SUCCESS**

[claasharvestcentre.com](http://claasharvestcentre.com)

CLAAS  
Harvest Centre





## **GEARING YOU UP FOR SUCCESS**

**CLAAS Harvest Centre offers quality products, expert knowledge, innovative solutions, and after sales support to lead your business toward the future.**

Over the past 50 years, we've grown to become one of the largest family-owned distributors of farm machinery in Australia and New Zealand.

Today, we represent some of the world's leading farm machinery brands via a growing network of CLAAS Harvest Centres and selected independent dealerships on both sides of the Tasman.

From cultivation and precision seeding solutions, high tech sprayers and spreaders, right through to advanced technology tractors and super capacity grain and fodder harvesting equipment, CLAAS Harvest Centres have everything you need to plant, grow, harvest, and handle quality crops with maximum efficiency.

The CLAAS Harvest Centre networks' reputation for service and support, means you can be confident that we'll help you find the very best solution for your requirements.



CLAAS Harvest Centre



# CONTENTS

## CLAAS

### TRACTORS

XERION 12 SERIES	6
XERION 4200–5000	7
AXION 9 CMATIC	8
AXION 800–870	9
ARION 6 CMATIC	10
ARION 620C–640C	11
ARION 510–660	12
ARION 410–430	13
NEXOS 220–260 STAGE V	14
NEXOS 230–240 TIER 3	15

### ASSISTANCE

GPS PILOT CEMIS 1200	16
----------------------	----

### HARVESTING

LEXION COMBINE HARVESTER	18
JAGUAR FORAGE HARVESTER	20

### HAY & SILAGE

DISCO MOWERS	26
LINER RAKES	28
VOLTO TEDDERS	30
ROUND & SQUARE BALERS	31

### MATERIALS HANDLING

SCORPION TELEHANDLER	34
TORION WHEEL LOADER	35

## AMAZONE

### SEEDING & PLANTING

SEED DRILLS	36
AIR SEEDERS	38

### SPREADING & SPRAYING

MOUNTED AND TRAILED SPREADERS	40
MOUNTED AND TRAILED SPRAYERS	44
SELF PROPELLED SPRAYERS	47

### CULTIVATION

ACTIVE AND PASSIVE TILLAGE	48
----------------------------	----

CLAAS Harvest Centre Product Guide produced for New Zealand market May 2026.

All images are illustrative only. Whilst every care is taken to ensure information is correct as at time of publishing, it is not guaranteed and is subject to change without notice.





# XERION 12 SERIES

## 544–653 HP

From efficiency, to durability, to comfort, the CLAAS XERION 12 Series checks all the boxes. Whichever model you choose, every feature is built to stand up to any job you throw at it. After six years of engineering and development, 10,000+ testing hours conducted in five countries, and hundreds of interviews with the world’s largest growers, the XERION 12 Series is built to exceed your expectations.

- Stronger on profitability — solutions you can rely on.
- Stronger on tractive power — the smart way to maximise performance.
- Stronger on comfort — more relaxed, fewer worries.
- Stronger on assistance — best possible assistance for operators and managers.
- Available with dual tyres or crawler tracks.
- Up to three hydraulic pumps and eight spool valves deliver a maximum of 537 L/min.



	12.540 TT & TRAC	12.590 TT & TRAC	12.650 TT & TRAC
<b>Engine</b>	Mercedes-Benz	Mercedes-Benz	Mercedes-Benz
<b>Horsepower (hp)</b>	544	585	653
<b>Cubic Capacity (cm³)</b>	15600	15600	15600
<b>Max Output (ECE R 120) (kW/hp)</b>	400/544	430/585	480/653
<b>Max Torque (Nm)</b>	2700	2850	3100
<b>Hydraulic Load-Sensing Circuit Standard (option) (L/min)</b>	445 (537)	445 (537)	445 (537)



# XERION 4200–5000

530–462 HP

Uniquely designed for maximum slip control, tractive performance, and dynamism. A Mercedes-Benz engine efficiently delivers up to 530hp from a CMATIC continuously variable transmission, with four equal-sized wheels or dual tyres that convert engine power into tractive power. Intelligent systems combined with intuitive operation via the CEBIS touchscreen display, well-appointed suspended cab with excellent visibility, and long service intervals, XERION tractors are unbeatable in the field.

- High on torque — power where you need it.
- Exceptionally robust — built for extreme loads.
- Comfortable — comfort and concentration go hand-in-hand.
- Efficient — our drive system: the perfect interplay between optimal components.
- Unlimited flow — hydraulics with up to 445 L/min oil flow.



	4200	4500	5000
<b>Engine</b>	Mercedes-Benz	Mercedes-Benz	Mercedes-Benz
<b>Cubic Capacity (cm<sup>3</sup>)</b>	10700	12800	12800
<b>Max Output (ECE R 120) (kW/hp)</b>	340/462	360/490	390/530
<b>Max Torque (Nm)</b>	2200	2400	2600
<b>Hydraulic Load-Sensing Circuit Standard (option) (L/min)</b>	197 (445)	197 (445)	197 (445)



# AXION 9 CMATIC

## 330-450 HP

The new AXION models with engine outputs of 330 to 450 hp exceed expectations by providing efficient performance, investment security, digital solutions and a cab that redefines the meaning of comfort and operator assistance.

- The new, low-noise spacious cab with swivelling seat provides an unrivalled ride experience. Thanks to the unique integrated camera system with three high-resolution cameras.
- Two powerful hydraulic pumps (optional) deliver up to 370 L/min.
- Refined reliability with new transmission controller, cab suspension, auto greasing option, increased fuel tank and service intervals.
- Flexible, customizable operation thanks to CEBIS Connect and ELECTROPILOT for ISOBUS and hydraulic implement control.
- 9.450 & 9.360 available with TERRA TRAC (TT) crawler track system.



	9.330	9.360/9.360TT	9.390	9.420	9.450/9.450TT
<b>Engine</b>	FPT	FPT	FPT	FPT	FPT
<b>Cubic Capacity (cm<sup>3</sup>)</b>	8710	8710	8710	8710	8710
<b>Max Output (ECE R 120) (kW/hp)</b>	326	360	394	419	448
<b>Max Torque (Nm)</b>	1571	1667	1767	1801	1850
<b>Hydraulic Load-Sensing Circuit (option) (L/min)</b>	220 (370)	220 (370)	220 (370)	220 (370)	220 (370)



# AXION 800-870

205–295 HP

One of our most comfortable tractors, delivering 205–295hp via a HEXASHIFT powershift or CMATIC continuously variable transmission, with efficient power transfer and low fuel consumption. Make long days seem short with the full complement cab, ergonomically designed to maximise driver comfort, visibility, and reduce fatigue to get through more in your day.

- Comfort concept with 4-point cab suspension protects the operator and the machine.
- The CEBIS version features user-friendly operation and more automated functions to boost your productivity.
- CMATIC continuously variable transmission from CLAAS will change your mind forever.
- Get more done with operator assistance systems and advanced data management.



	800	810	830	850	870*
<b>Engine</b>	FPT	FPT	FPT	FPT	FPT
<b>Cubic Capacity (cm<sup>3</sup>)</b>	6728	6728	6728	6728	6728
<b>Max Output (ECE R 120) (kW/hp)</b>	150/205	158/215	173/235	194/264	295 (with CPM)
<b>Max Torque (Nm)</b>	896	941	1016	1132	1276
<b>Hydraulic Load-Sensing Circuit (L/min)</b>	205	205	205	205	205

\*CMATIC Transmission only



# ARION 6 CMATIC

## 140–190 HP

The new ARION 6 CMATIC makes farming more efficient and comfortable. It helps operators and farm managers work with greater precision and get the best out of the machine.

- Proven CMATIC continuously variable transmission, PROACTIV front axle suspension and fully suspended cab.
- NEW CLAAS tractor family design.
- Precise automatic steering with GPS PILOT CEMIS 1200 & digital connectivity with CLAAS connect.
- Premium driver's seat with massage function and seat air conditioning.
- Ergonomic CMOTION multifunction control lever with programmable function keys.



	6.140	6.160	6.190
<b>Engine</b>	DPS	DPS	DPS
<b>Cubic Capacity (cm³)</b>	6788	6788	6788
<b>Max Output (ECE R 120) (kW/hp)</b>	107/145	121/165	151/205
<b>Max Torque (Nm)</b>	640	703	849
<b>Hydraulic Load-Sensing Circuit (option) (L/min)</b>	110 (150)	110 (150)	150




# ARION 620C–640C

140–165 HP

One of the most versatile tractors in the 140–165hp class. Combining power, manoeuvrability and ease of use, the CLAAS ARION 600C is a medium size tractor that showcases dependability through and through and is at home on any farm. User-friendly by design with no heavy reading material required. A true workhorse that will get the job done day in day out.

- Comfort included — comfortable and spacious cab.
- With QUADRISHIFT, one press is all you need — the 16 gears are shifted without declutching, simply by using the + / – buttons on the hand throttle lever.
- Tackling the job in style — great in-cab visibility makes loader work easy.
- A perfect team — seamless combination when paired with a CLAAS front loader.



	620C	630C	640C
<b>Engine</b>	DPS	DPS	DPS
<b>Cubic Capacity (cm<sup>3</sup>)</b>	6788	6788	6788
<b>Max Output (ECE R 120) (kW/hp)</b>	103/140	114/155	121/165
<b>Max Torque (Nm)</b>	580	633	667
<b>Hydraulic Pump Flow Rate (option) (L/min)</b>	110 (150 or 98*)	110 (150 or 98*)	110 (150 or 98*)

\*Open-centre hydraulic pump



# ARION 510–660

125–205 HP

This advanced technology tractor combines one of our most popular models with up to 205hp and a choice of three equipment variants, featuring automatic functions designed for effective and effortless operation. It offers intelligent and efficient HEXASHIFT powershift and CMATIC continuously variable transmission options, along with first-class comfort.

- The Comfort concept, with 4-point cab suspension, protects driver and machine.
- CEBIS version features user-friendly navigation and enhanced automatic functions to boost your productivity.
- CMATIC continuously variable transmission from CLAAS will change your mind forever.
- HEXASHIFT powershift transmission and CIS+ specification combine efficiency with simplicity.
- Get more done with operator assistance systems like CEMIS, CEMOS, and data management.



	510	530	550	570*	610	630	650	660*
<b>Engine</b>	DPS	DPS	DPS	DPS	DPS	DPS	DPS	DPS
<b>Cubic Capacity (cm³)</b>	4525	4525	4525	4525	6788	6788	6788	6788
<b>Max Output (ECE R 120) (kW/hp)</b>	92/125	107/145	121/165	132/180	107/145	121/165	136/185	151/205
<b>Max Torque (Nm)</b>	562	619	697	730	640	703	754	849
<b>Hydraulic Load-Sensing Circuit (L/min)</b>	110	110	110	110	110	110	110	110

\*CMATIC Transmission only



# ARION 410–430

## 110–130 HP

A multi-purpose farming tractor built for work. The CLAAS ARION 400 series tractors employ 110–130hp to see you through baling, ploughing, spraying, and transport work. Compact and manoeuvrable for yard work, and an ergonomic and spacious cab offers great visibility during loader operation. The ARION 400 is your go-to farming tractor.

- Joystick for operating two electronic spool valves and the transmission.
- CLAAS INFORMATION SYSTEM (CIS).
- Rear linkage with vibration damping.
- QUADRISHIFT transmission with QUADRACTIV powershift unit.
- Automatic PTO engagement/disengagement.



	410	420	430
<b>Engine</b>	DPS	DPS	DPS
<b>Cubic Capacity (cm<sup>3</sup>)</b>	4525	4525	4525
<b>Max Output (kW/hp) (with CPM)</b>	75/100 (81/110)	81/110 (88/120)	88/120 (95/130)
<b>Max Torque (Nm)</b>	460	500	510
<b>Hydraulic Pump Flow Rate (L/min)</b>	98	98	98



# NEXOS 220–260

## STAGE V — 85–120 HP

For transport, crop protection, or harvesting, the CLAAS NEXOS comes in several guises. Narrow or extra-wide, high or low, cab or platform, entry-level model or top-of-the-range – it's your choice. Choose a tractor that is precisely tailored to your farm. Designed for tight spaces, take advantage of its compact size and small turning circle with every manoeuvre.



- To accommodate a wide range of requirements and implements, we offer an extensive choice of tractor types and a variety of equipment options.
- Ideal for anyone wanting get a lot done in a short time, without consuming too much fuel.
- The spacious cab, with flat cab floor and side console on the right, provides all the ride and operating comfort you could wish for.
- Developed closely with customers to be reassuringly reliable.



NOT AVAILABLE IN AUSTRALIAN MARKET

	220	230	240	260
<b>Engine</b>	FPT	FPT	FPT	FPT
<b>Cubic Capacity (cm<sup>3</sup>)</b>	3600	3600	3600	3600
<b>Max Output (ECE R 120) (hp)</b>	85	92	103	120
<b>Max Torque (Nm)</b>	334	336	406	466
<b>Hydraulic Pump Flow Rate (option) (L/min)</b>	60 (80)	60 (80)	60 (80)	60 (80)
<b>Available Cab Sizes</b>	S / M / L / XL	S / M / L / XL	S / M / L / XL	S / M / L / XL
<b>Available Platform Sizes</b>	L / XL / LD	L / XL / LD	L / XL / LD	—

Minimum tractor width based on size (mm): S – 1,000 / M – 1,260 / L – 1,450 / XL – 1,550 / LD – 1,450.



# NEXOS 230–240

## TIER 3 — 88–101 HP

The CLAAS NEXOS is made for superior comfort and productivity, with effective fuel efficiency and time saving operation.

- Three variants — F, VL and VE, with outputs of 88 to 101hp.
- Hydraulic pump capacity of 85 L/min.
- Three transmission variants, optionally with electrohydraulic REVERSHIFT reverser and TWINSHIFT two-stage powershift transmission.
- Front linkage available with optional factory-fitted integrated front PTO.



NOT AVAILABLE IN AUSTRALIAN MARKET

	230	240
<b>Engine</b>	FPT	FPT
<b>Cubic Capacity (cm<sup>3</sup>)</b>	3200	4500
<b>Max Output (ECE R 120) (kW/hp)</b>	65/88	74/101
<b>Max Torque (Nm)</b>	350	430
<b>Hydraulic Pump Flow Rate (option) (L/min)</b>	59 (85)	57 (82)
<b>Available Cab Sizes</b>	F / VL / VE	F / VL
<b>Available Platform Sizes</b>	F / VL	F / VL

Minimum tractor width based on size (mm): VE – 1,077 / VL – 1,260 / F – 1,457.



# GPS PILOT CEMIS 1200

## AUTOMATIC STEERING SYSTEM | PRECISION FARMING

With GPS PILOT CEMIS 1200 you can operate all year round with cost-effective, future-proof, and simple-precision farming. CEMIS provides support across the board – with tillage, drilling, fertilising, cultivating and harvesting. With automatic steering, your machine will seem like it's running on rails.

- Fully integrated automatic steering system.
- Task management — record and document all key operational and process data.
- Efficient work processes — reduce operating costs, optimise working times, cut fuel consumption, and relieve your driver's workload.
- Integration into all prepared CLAAS tractors, combine harvesters and forage harvesters.
- Can be transferred from one machine to another for multiple applications.





## SERVICE

### KEEP THINGS RUNNING SMOOTHLY

We understand that equipment is the backbone of your business. Our skilled technicians are on hand across Australia and New Zealand, through our dealership network, to provide you with the right advice and support when you need it.

We're here to help you avoid disruptions and keep things running smoothly. With the right parts and technical support, we're ready to jump in when you need us. If the job is too big, or too urgent for a workshop visit, we will come to you. We know farming is 24/7, so we're committed to keep your machinery running to avoid costly downtime.



## FINANCE

### FLEXIBLE OPTIONS TO SUIT YOU

Our commitment to you is to deliver a tailor-made financial package that meets your needs, as each operation is different. We can work out a plan, factoring in the deposit and repayment schedules, to best suit your cashflow situation.

*"CLAAS Financial Service is super easy to work with. I bought my baler, rake and mower together as one financial package over five years. I provided some basic details and CLAAS Harvest Centre came back to me with a price on two tractors and finance for both. All I had to do was pick the tractor I wanted" — Matt Wilson, Drouin West, Victoria*



# LEXION 8000-7000

## COMBINE HARVESTER

Impressively powerful performance translates into profitable efficiency. The top-of-the-range LEXION models deliver their top performance precisely when your operators really need it. This means that you save time and money while benefiting from exceptional productivity.

- Efficiency — increase your productivity.
- Precision — make use of its intelligence.
- Convenience — harvest for longer.
- Reliability — you can count on it.
- APS SYNFLOW HYBRID threshing system allows you to achieve outstanding throughput rates.



	7600	7700	8600	8700	8800
<b>Engine</b>	MAN D26	MAN D26	MAN D38	MAN D38	MAN D42
<b>Max Output (ECE R 120) (kW/hp)</b>	373/507	404/549	440/598	475/646	515/700
<b>Threshing Drum Width (mm)</b>	1420	1420	1700	1700	1700
<b>Main Concave Area (m<sup>2</sup>)</b>	1.3	1.3	1.55	1.55	1.55
<b>Grain Tank (L)</b>	12,500/13,500	13,500	15,000/18,000	15,000/18,000	15,000/18,000



# LEXION 6800–6700

## COMBINE HARVESTER

Featuring an accelerated crop flow enabled by APS and an additional separator drum after the threshing drum, the LEXION 6000 represents a new category in the straw-walker machine segment. Benefit from stable harvesting performance along with excellent straw quality.

- Comfort like never before — The cab is noticeably more spacious at head, shoulder and leg level and features a completely new air conditioning concept.
- CEBIS — The bright CEBIS terminal provides you with razor-sharp information so that you can pick up all the relevant data at a single glance.
- Wheeled or TERRA TRAC — CLAAS TERRA TRAC, offers more driving comfort and is suited to 3m CTF.



	6700	6800
<b>Engine</b>	CUMMINS QSL9	MAN D26
<b>Max Output (ECE R 120) (kW/hp)</b>	300/408	343/466
<b>Threshing Drum Width (mm)</b>	1700	1700
<b>Straw Walkers (no.)</b>	6	6
<b>Grain Tank (L)</b>	11,000/12,500	12,500/13,500



## JAGUAR 1000 SERIES FORAGE HARVESTER

The new CLAAS JAGUAR 1000 series delivers industry-leading forage harvesting performance, with up to 1,110 hp and throughput approaching 500 t/hour. A 910 mm wide crop flow, advanced crop processing, CEMOS automation and high-capacity ORBIS and PICK UP fronts maximise productivity, efficiency and operator comfort.

- Up to 20% more throughput: A 910 mm wide crop flow, engines up to 1,110 hp and high-capacity ORBIS and PICK UP fronts combine to deliver exceptional harvest output.
- Advanced crop processing: 910 mm wide V-FLEX chopping cylinder, MULTI CROP CRACKER XL with large 310 mm roller diameter and new hydraulic pre-compression system for uniform feed and excellent chop quality.
- Operator comfort and smart tech: Redesigned cab with intuitive controls, enhanced visibility and premium comfort, plus CEMOS automation, NUTRIMETER crop analysis and CLAAS connect for smarter, more efficient harvesting.



	1080	1090	1100	1200
<b>Engine</b>	MAN	MAN	MAN	MAN
<b>Type</b>	D2862	D2862	D2862	D2862
<b>Cylinders</b>	12	12	12	12
<b>Displacement (L)</b>	24.24	24.24	24.24	24.24
<b>Max Output (ECE R 120) (kW/hp)</b>	625/850	680/925	750/1020	816/1110

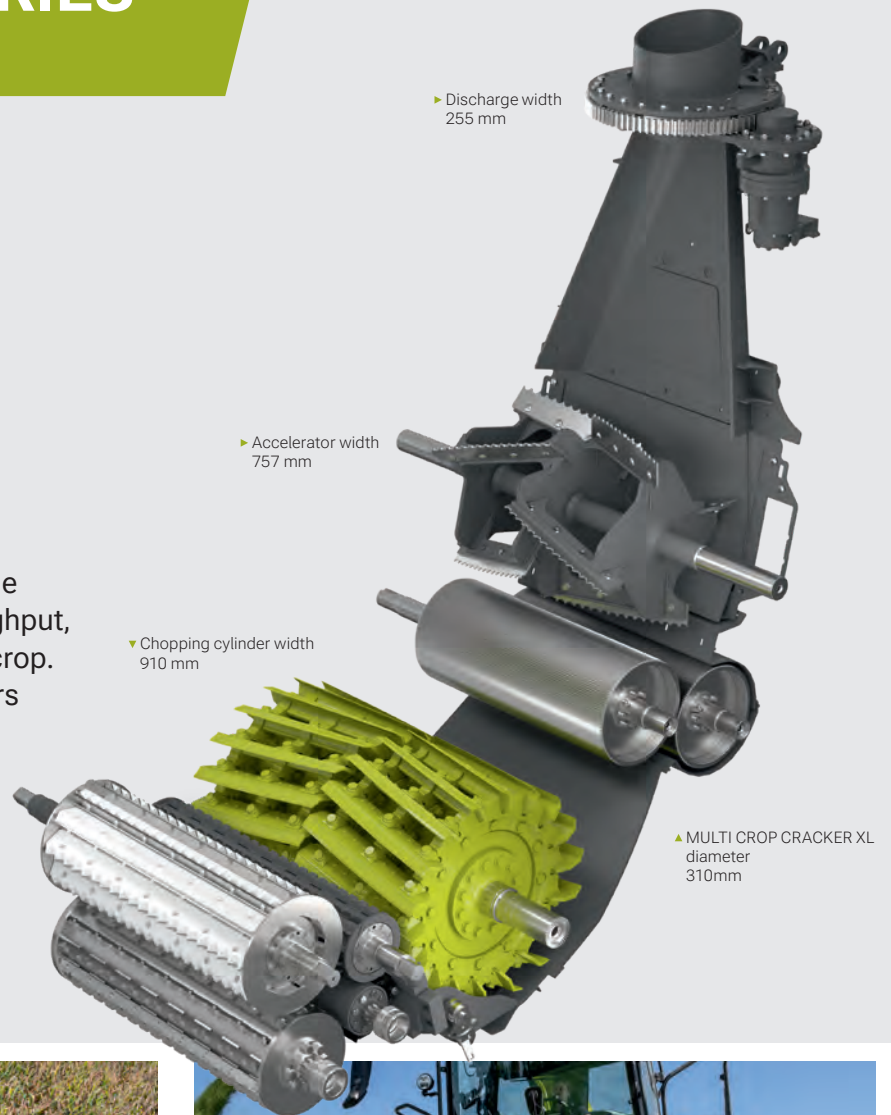
# JAGUAR 1000 SERIES

## FRONT ATTACHMENTS

**20%**  
more  
throughput\*

The CLAAS JAGUAR 1000 series front attachments are engineered to match the machine's exceptional power and throughput, delivering maximum efficiency in every crop. From high-capacity ORBIS maize headers to advanced PICK UP grass units, each attachment ensures smooth crop flow, precise ground adaptation and outstanding forage quality in all harvesting conditions.

► Feeder width  
8800mm



### ORBIS 10500, 9000

- The ORBIS 10500 and 9000 maize headers (10.5m and 9.0m working widths) are built to maximise JAGUAR 1000 performance, delivering even crop flow, high throughput and precise chop quality, even in challenging conditions like lodged maize.
- ORBIS also enhances efficiency and convenience with features such as AUTO CONTOUR, CEMOS AUTO HEADER, a foldable design for narrow transport widths, and an integrated transport chassis for smooth, road-compliant travel between jobs.

### PICK UP 4500, 3800, 3000

- The PICK UP 4500, 3800 and 3000 units are specially developed for the JAGUAR 1000, delivering high throughput in stalk crops with chain-free drives and low-wear cam track tine operation to fully utilise engine power.
- Hydraulic pre-compression, ACTIVE CONTOUR ground adaptation and CEMOS AUTO HEADER automation ensure smooth crop flow, efficient forage collection and optimised performance in all harvesting conditions.

\*JAGUAR 1200 compared to the JAGUAR 990 under similar conditions.



# JAGUAR 950–990

## FORAGE HARVESTER

With a unique overall concept for high throughput and low diesel consumption, excellent operator assistance systems and a wide range of corncracker rollers, including patented SHREDLAGE® technology, the JAGUAR 900-series forage harvester models are the reliable choice for bringing in your harvest.

- V-FLEX chopping cylinder — the heart of the CLAAS JAGUAR, offers outstanding cutting and chopping quality, flexibility, convenience and reliability.
- Enhanced kernel processing with MULTI CROP CRACKER (MCC).
- High operating comfort with advanced operator assistance systems — Cruise PILOT, Cam PILOT, CEMOS AUTO performance, Dynamic Steering, AUTOFILL.



	950	960	970	980	990
<b>Engine</b>	MTU	MTU	MAN	MAN	MAN
<b>Type</b>	OM 473 LA	OM 473 LA	D4276	D2868	D2868
<b>Cylinders</b>	R6	R6	R6	V12	V12
<b>Displacement (L)</b>	15.60	15.60	16.16	24.24	24.24
<b>Max Output (ECE R 120) (kW/hp)</b>	400/544	480/653	581/790	626/850	680/925



# JAGUAR 870–880

## FORAGE HARVESTER

In a class of its own. The JAGUAR 870-880 self-propelled silage chopper combines compact control with cost efficiencies. Harness more productivity with the powerful Mercedes-Benz engines, ergonomic comfort, fingertip control, and dynamic engine output. When it comes to silage choppers, you can't look past CLAAS JAGUAR.

- High operating comfort with advanced operator assistance systems.
- CEBIS Touch control hub — clear, user-friendly control system.
- V-Classic cutting cylinder and crop processing to meet every requirement.
- 6-step chop length transmission.
- CLAAS Power Systems.



	<b>870</b>	<b>880</b>
<b>Engine</b>	MTU	MTU
<b>Type</b>	OM 473 LA	OM 473 LA
<b>Cylinders</b>	R6	R6
<b>Displacement (L)</b>	15.60	15.60
<b>Max Output (ECE R 120) (kW/hp)</b>	400/544	480/653

# JAGUAR 800/900

## FRONT ATTACHMENTS

CLAAS JAGUAR 800/900 series front attachments are designed to maximise harvester performance across all crop types. ORBIS maize headers deliver wide working widths, smooth crop flow and precise ground adaptation, while PICK UP units ensure efficient forage collection with advanced drive systems and automation, providing consistent throughput and excellent chop quality.



### ORBIS Maize Fronts

- The flat design and adjustable mounting angle enable the ORBIS to achieve stubble heights as low as 85mm, while large intake discs efficiently handle high crop volumes close to the feeder unit.
- A tilting frame with  $\pm 5^\circ$  lateral compensation and an optional third AUTO CONTOUR sensor on OR900 ensure excellent ground adaptation, while versatile transport discs allow harvesting of maize and whole crops, all within a compact 3m transport width for safe road travel.
- **Working widths:**

ORBIS 900 – 9m	ORBIS 600 – SD – 6.0m
ORBIS 750 – 7.5m	ORBIS 450 – 4.5m
ORBIS 600 – 6.0m	

### PICK UP Fronts

- High-performance crop intake: The PICK UP 380 and 300 are designed for efficient grass and whole crop harvesting, delivering smooth, consistent crop flow to maximise JAGUAR throughput.
- Robust roller crop press with large intake auger for high throughput.
- Excellent ground adaptation: Features such as ACTIVE CONTOUR and a flexibly mounted pick-up reel provide clean forage collection, even on uneven or hilly terrain.
- Optimised automation: Automatic speed adjustment of the Pick Up Reel and intake auger, in accordance with ground speed and cut length selection, enhances crop flow and overall harvesting efficiency.





## DISCO

### DISC MOWERS

CLAAS DISCO front, rear and combination mowers are designed to withstand maximum loads while consistently delivering a top-quality cutting result. Easy to use, they maintain outstanding efficiency with minimal power requirements.

- Top chop quality with the MAX CUT mower bar on all models.
- Perfect cut and smooth running, even at high speeds.
- Innovative bolt concept for maximum deflection and impact resistance, even under extreme loads.
- Low diesel consumption, thanks to ACTIVE FLOAT and the economy PTO (850 rpm).
- SAFETY LINK reliably protects the drive train, and is quickly replaced when required.
- NEW double roller drive design (on limited roller conditioner models).
- NEW Steel rollers available on DI1100RCB.S, DI9700RC.S, DI9700RCAS.S, DI3600FRM.S.



Large Scale Mowers	Working Width (m)	Mower Discs (per unit)	Hydro Pneumatic Suspension	Conditioner Type
9400 C DUO	8.90–9.10	8	Yes	Tine
9700 C AUTO SWATHER	8.80–9.50	8	Yes	Tine
9300 C AUTO SWATHER	8.90–9.10	8	Yes	Tine
9700 C BUSINESS	8.80–9.50	8	Yes	Tine
1100 C BUSINESS	9.40–10.70	9	Yes	Tine
9300 C COMFORT	8.90–9.10	8	Yes	Tine
8500 C TREND	8.10–8.30	7	Yes	Tine
9700 RC AUTOSWATHER STEEL	8.80–9.50	8	Yes	Roller
9700 RC BUSINESS	8.80–9.50	8	Yes	Roller
1100 RC BUSINESS STEEL (RCBS)	9.40–10.70	9	Yes	Roller
9300 RC COMFORT	8.90–9.10	8	Yes	Roller
8500 RC TREND	8.10–8.30	7	Yes	Roller
9300 DIRECT SWATHER	8.90–9.10	8	Yes	–
1100 COMFORT	9.40–10.80	9	Yes	–
1010 COMFORT	9.70–9.90	9	Yes	–
9700 COMFORT	8.80–9.50	8	Yes	–
1010 TREND	9.70–9.90	9	Yes	–
9300 TREND	8.90–9.10	8	Yes	–
8500 TREND	8.10–8.30	7	Yes	–
<b>Front Mowers</b>				
3600 FRCM STEEL	3.40	8	Yes	Roller
3600 FC MOVE	3.40	8	Yes	Tine
3600 F MOVE	3.40	8	Yes	–
3200 FRC MOVE	3.00	7	Yes	Roller
3200 FC MOVE	3.00	7	Yes	Tine
3200 F MOVE	3.00	7	Yes	–
3600 FC PROFIL	3.40	8	Optional	Tine
3600 F PROFIL	3.40	8	Optional	–
3200 FRC PROFIL	3.00	7	Optional	Roller
3200 FC PROFIL	3.00	7	Optional	Tine
3200 F PROFIL	3.00	7	Optional	–
<b>Rear Mowers</b>				
4400 CONTOUR	4.20	10	Yes	–
4000 CONTOUR	3.80	9	Yes	–
3600 CONTOUR	3.40	8	Yes	–
3600 RC CONTOUR STEEL	3.40	8	Yes	Roller
3600 RC CONTOUR	3.40	8	Yes	Roller
3600 C CONTOUR	3.40	8	Yes	Tine
3200 CONTOUR	3.00	7	Yes	–
3200 RC CONTOUR	3.00	7	Yes	Roller
3200 C CONTOUR	3.00	7	Yes	Tine
2800 CONTOUR	2.60	6	Yes	–
360	3.40	8	No	–
320	3.00	7	No	–
32	3.00	7	No	–
28	2.60	6	No	–



## LINER SWATHERS/RAKES

Choose from a range of single, double, or quad rotor CLAAS LINER swathers. With working widths from 3.7 – 15.0m and ground-contour following you can expect maximum efficiency while protecting your soil and grass cover.

- Continuously lubricated and hermetically sealed swathing drive.
- PROFIX tine arm attachment system for secure, play-free attachment and quick easy replacement.
- Fully floating suspension provides three-dimensional ground-contour following.
- Available in four-rotor, two-rotor (side or central) and single-rotor configurations.



### Single-Rotor Swather

	<b>370</b>	<b>420</b>	<b>450</b>	<b>450 T</b>	<b>500</b>
Working Width (m)	3.70	4.20	4.50	4.50	4.80
Swathing Rotor	1	1	1	1	1
Swathing Rotor Diameter (m)	2.90	3.20	3.50	3.50	3.80
Tine Bars (per rotor)	11	12	12	12	14
PROFIX Tine Arm Attachment System	—	Yes	Yes	Yes	Yes

### Dual-Rotor Central Swather

	<b>2600 TREND</b>	<b>2700 TREND</b>	<b>2800 TREND</b>	<b>2800 BUSINESS</b>	<b>2900 TREND</b>	<b>2900 BUSINESS</b>	<b>3100 TREND</b>
Working Width (m)	6.20–6.80	6.80–7.40	7.40–8.20	7.50–8.20	8.00–9.00	8.20–9.00	8.70–10.00
Swathing Rotor	2	2	2	2	2	2	2
Swathing Rotor Diameter (m)	2.90	3.20	3.50	3.50	3.80	3.80	4.20
Tine Bars (per rotor)	11	12	12	12	14	14	14
PROFIX Tine Arm Attachment System	—	Yes	Yes	Yes	Yes	Yes	Yes
Rotor Undercarriage (no. of wheels)	4	4	4	6	4	6	4

### Dual-Rotor Side Swather

	<b>1700 TWIN</b>	<b>1800 TWIN</b>	<b>1900</b>
Working Width (m)	6.70–7.85	7.45–8.40	8.05
Swathing Rotor	2	2	2
Swathing Rotor Diameter (m)	3.20	3.50	3.80
Tine Bars (per rotor)	12	12	14
PROFIX Tine Arm Attachment System	Yes	Yes	Yes

### Four-Rotor Swather

	<b>4700 BUSINESS PRO</b>	<b>4700 BUSINESS</b>	<b>4800 BUSINESS PRO</b>	<b>4800 BUSINESS</b>	<b>4900 BUSINESS PRO</b>
Working Width (m)	9.30–12.70	9.30–12.70	9.30–13.60	9.30–13.60	10.10–15.00
Swathing Rotor	4	4	4	4	4
Swathing Rotor Diameter (m)	3.30	3.30	3.50	3.50	3.80
Tine Bars (per rotor)	12	12	12	12	14
PROFIX Tine Arm Attachment System	Yes	Yes	Yes	Yes	Yes




# VOLTO

## TEDDERS — MOUNTED/TRAILED

Working large areas in the shortest possible time is what good tedders do. Whether mounted or trailed, CLAAS tedders ensure that your crop dries quickly thanks to their superior technologies. All models feature MAX SPREAD crop flow concept that enables you to work fast and efficiently, saving time and making the job easier.

- Available in both compact and large series, with working widths from 5.2–15.1m.
- Maintenance-free power transmission with PERMALINK finger clutch.
- Robust design for maximum performance and stamina.
- Comfort on the job, thanks to the CLAAS power drawbar.
- Dependable ground tracking, with additional guide wheel.



	Mounted						Trailed				
	55	60	700	800	900	1100	800	900	1100	1300	1500
<b>Working Width (m)</b>	5.20	5.80	6.70	7.70	8.70	10.70	7.70	8.70	10.70	13.00	15.10
<b>Rotors</b>	4	6	6	6	8	10	6	8	10	12	14
<b>Tine Arms (per rotor)</b>	6	5	6	7	6	6	7	6	6	6	6
<b>Rotor Diameter (m)</b>	1.70	1.30	1.50	1.70	1.50	1.50	1.70	1.50	1.50	1.50	1.50
<b>Rear Steering Axle</b>	—	—	—	—	—	—	—	—	—	Optional	Optional



## QUADRANT SQUARE BALERS

The QUADRANT EVOLUTION is designed for very high throughput capacities per hour. Crop flow has been evened out and accelerated, allowing you to work faster and more consistently in the field. Starting with the pick-up, which effortlessly handles even large and uneven swaths, and finishing with perfectly formed, rock-hard bales, that are particularly well-compacted on the edges for excellent stability during transportation and storage.

- 46 ram strokes per minute for good throughput and excellent bale density.
- Hydraulically controlled prechamber for optimal bale weight, depending on crop volume.
- 2.35m pickup with power feed auger and 5 rows of tines.
- 6 CLAAS single knotters.
- 3.85m-long bale chamber for perfectly formed bales.



	5300 ROTO FEED	5300 ROTO CUT	5300 FINE CUT
Pick-up Width (m)	2.35	2.35	2.35
Knives	—	25	51
Bale Chamber (m) width x height	1.20 x 0.90	1.20 x 0.90	1.20 x 0.90



## ROLLANT UNIWRAP ROUND BALERS

Bale after bale, optimally compacted and rock-hard. The reliability and durability of the ROLLANT UNIWRAP has impressed for decades all over the world. The ROLLANT 630 RC UNIWRAP features a completely new drive system that combines durability with efficiency.

- MULTIFLOW pick-up ensures excellent pick-up and a constant crop flow, even at high speeds.
- MAXIMUM PRESSURE SYSTEM (MPS) creates highly compacted bales at high driving speeds.
- Access to all key functions directly from the drivers seat via CEMIS 700.
- The single axle and large tyre size provides maximum soil protection.
- More power and fewer blockages through the lowerable PRO cutting frame.



	<b>630 RC UNIWRAP</b>
<b>Bale Size (m)</b>	1.25–1.35
<b>Crop Feed System</b>	ROTO CUT
<b>Knives</b>	17 or 25 (optional)
<b>PRO Cutting Floor</b>	Standard
<b>1000 RPM PTO</b>	Standard



## CEREX ROUND BALERS

The new CLAAS CEREX is a high-performance variable chamber round baler built for contractors and large farms. It produces extremely dense, consistent bales in silage, hay, and straw. With a heavy-duty drive, advanced bale chamber design, and smart monitoring systems, the CEREX delivers high output, efficiency, and reliable performance in demanding conditions.

- Maximum bale density and strength — The new bale chamber with heavy-duty belts delivers extremely dense, perfectly shaped bales for easier transport, better storage, and improved forage preservation.
- High productivity in every field — The 2.10m MULTIFLOW HD pick-up and fast wrapping system deliver exceptional throughput, producing more bales per hour with smooth crop flow.
- Superior forage quality — ROTO CUT with 17 or 25 knives provides precise chopping for high-quality silage, improving feed digestibility and supporting better livestock performance.



	780 RC	780 RF	760 RC	760 RF
<b>Bale Size (m)</b>	0.9–1.83	0.9–1.83	0.9–1.60	0.9–1.60
<b>Baling System</b>	Variable	Variable	Variable	Variable
<b>Crop Feed System</b>	ROTO CUT	ROTO FEED	ROTO CUT	ROTO FEED
<b>Knives</b>	17/25	0	17/25	0
<b>PRO Cutting Floor</b>	Yes	Yes	Yes	Yes
<b>1000 RPM PTO</b>	Yes	Yes	Yes	Yes



# SCORPION

## TELEHANDLERS

Ready for any job. The CLAAS SCORPION telehandler, with a powerful, continuously variable drive train, outstanding agility, and many automatic functions, helps you carry out loading operations safely, conveniently and, above all, quickly.

- Powerful working hydraulics, and a robust telescopic arm, with side support, delivers outstanding torsion resistance and load capacity.
- Optional precision control for the working hydraulics.
- High-torque 4-cylinder engines, feature 4-valve technology and turbocharger, leave plenty of power in reserve.
- 40km/h max speed transmission.
- 4 steering modes for every application.



	733	738	742	746	756	848	960
<b>Lifting Capacity (kg)</b>	3300	3800	4200	4600	5600	4800	6000
<b>Lifting Height (m)</b>	6.93	6.93	6.93	7.03	7.03	8.01	8.79
<b>Horsepower (hp)</b>	142	142	142	142	156	156	156
<b>Max Torque at 1600rpm (Nm)</b>	550	550	550	550	609	609	609
<b>Load Sensing Pump Max Capacity (L)</b>	160	160	160	187	187	187	187
<b>Hydrostatic Traction Drive</b>	VARIPOWER	VARIPOWER	VARIPOWER	VARIPOWER	VARIPOWER PLUS	VARIPOWER PLUS	VARIPOWER PLUS
<b>Diesel Fuel Tank (L)</b>	150	150	150	190	190	190	190



# TORION

## WHEEL LOADERS

With a TORION wheel loader, in the large performance class, you are ideally equipped to move heavy loads on your farm. The CLAAS TORION wheel loader models are designed for uneven ground, limited space, and heavy load requirements.

- Powerful engines with up to 185kW/252hp boast large reserves during work.
- VARIPOWER or CMATIC accelerates continuously without losing traction, or the need to shift gears.
- The intelligent power train delivers high performance, outstanding efficiency, and low fuel consumption.
- SMART LOADING automates loading functions and reduces the operators' workload every minute of the day.
- DYNAMIC POWER ensures substantially greater torque and thrust in the silage clamps.
- DYNAMIC COOLING allows for longer working days without the need to clean radiator.



	1611P	1913
<b>Operating Weight (kg)</b>	15200	19000
<b>Tip Load Fully Articulated (kg)</b>	9400	11500
<b>Max Bucket (high lift)</b>	3980/4520	4150/4700
<b>Max Output (kW/hp)</b>	185/252	183/249
<b>Height Over Operators Cab (mm)</b>	3250	3370
<b>Width with Standard Tyres (mm)</b>	2850	2890



## CENTAYA MOUNTED SEED DRILL

The Centaya pneumatic harrow-mounted seed drill is the ideal tool for precise sowing. In combination with the a rotary harrow or rotary cultivator, the seed drill, in working widths of 3m, 3.5m and 4m, creates an ideal seedbed.

- Large capacity hopper with a centre of gravity very close to the tractor.
- SmartCentre operator station for extremely comfortable operation.
- Highly-precise metering system with easily interchangeable metering cassettes for different seeds.
- Intuitive operation via the AmaDrill 2 in-cab terminal or an ISOBUS-compatible operator terminal.
- Seed saving in wedge-shaped fields, thanks to the electric half-side shut-off.
- Hopper contents protected by a convenient roll-over hopper cover.



	3000 Super	3500 Super	4000 Super
<b>Working Width (m)</b>	3.00	3.50	4.00
<b>Transport Width (m)</b>	3.00	3.50	4.00
<b>Implement Weight (kg)</b>	1,360	1,480	1,600
<b>Seed Hopper Volume (L)</b>	1,600 or 2,000	1,600 or 2,000	1,600 or 2,000
<b>Number of Rows</b>	20 / 24	24 / 28	26 / 32
<b>Row Spacing (cm)</b>	15.0 / 12.5	14.6 / 12.5	15.4 / 12.5



## CIRRUS 03

### LARGE AREA SEED DRILL

A pneumatic seed drill which is characterised by its superior, precise working performance; both in conventional and mulch sowing. The Cirrus range is highly efficient and offers the right solution for any farm, from compact sowing combinations to large-scale seed drills.

- Sowing without limits — application of seed and fertiliser with a choice of single, double, or triple-shoot.
- The right sowing coulters for every need — TwinTeC plus double disc coulters or RoTeC pro single disc coulters.
- A universal segmented distributor head ensures quick and reliable seed delivery.
- Comfortable and precise calibration thanks to TwinTerminal.
- Maximum precision thanks to AutoPoint, using automatic determination of the conveying time for different seed types from the metering unit to the sowing coulters.
- Extensive selection of pre-running tools — 4 different discs and several other pre-running elements.



	4003-2	6003-2
<b>Working Width (m)</b>	4.00	6.00
<b>Transport Width (m)</b>	3.00	3.00
<b>Volume of 2 Chamber Hopper (L)</b>	4000 (2400 front 1600 rear)	4000 (2400 front 1600 rear)
<b>RoTeC Pro Coulters or TwinTec Plus Coulters (cm)</b>	12.5 or 16.6	12.5 or 16.6



# PRECEA

## PRECISION AIR SEEDER

Whether used for conventional or mulch sowing, the Precea is characterised in particular by its very precise placement, high output, and comfortable operation. The precision of the singling and fertiliser metering is convincing even at forward speeds of up to 15km/h. Output is increased even further with the new Central Seed Supply seed delivery system and the large hopper capacity.

- Due to the closed-coupled design, all the frame options with the precision air seeder are very light and compact.
- The PreTeC mulch sowing coulters are excellently suited for precision sowing, whether after the plough, mulch sowing, or direct seeding.



	Precea Special	Precea Super
<b>Working Speed (km/h)</b>	12	15
<b>Fertiliser Hopper Volume (L)</b>	950 or 1250	950 or 12
<b>Seed Hopper Volume (L)</b>	55 / 70	1,600
<b>Singling Drive</b>	Speedshaft	Electric Drive
<b>Implement Control</b>	ArmCheck	ISOBUS
<b>Fertiliser Metering Drive</b>	Mechanical	Electric
<b>Double Disc Coulters</b>	PreTeC	PreTeC
<b>Row Spacings (cm)</b>	45–80	45–80
<b>Metering System</b>	Precis	Precis



## SMART FARMING

EFFICIENT, DIGITAL AND PRECISE

You're a professional when it comes to farming – so why not use CLAAS Connect to do an even better job? The digital platform released by CLAAS is the key to managing your farm and fleet efficiently and streamlining your business. Connect your machines, automate your documentation and boost your performance in the field.

CLAAS Connect paves the way to precision farming – and long-term success. Talk to us about how to get your machines connected.



## MAXI CARE

ALL-ROUND PROTECTION FOR YOUR MACHINE

We know your business needs maximum operational reliability with absolute cost certainty. With MAXI CARE service products, we guarantee maximum operational reliability for your machine at plannable costs. You take care of the important tasks – we'll take care of safeguarding your machine.

The warranty protection covers any CLAAS ORIGINAL spare parts required, along with any repairs carried out by your CLAAS dealer. This means you can concentrate on your core business, and leave the service work to your skilled CLAAS service specialist. The work will be carried out to a professional standard, by CLAAS trained service technicians.



## ZA-M MOUNTED SPREADER

With hopper capacities up to 3,000L and spreading widths of up to 36m, the ZA-M is the ideal machine for both farmers and contractors alike. Emphasis is placed on safety and reliability. The slow-turning, heavy duty agitators, and the low disc speed ensure an even, granule-protecting fertiliser flow.

- Double tipped hopper with optimum shape for continuous flow monitoring and more precision.
- Fine-mesh filling sieves prevent problems when spreading and are easy to fold up and lock into position to clean the machine.
- The spreading system is made from stainless steel.
- Convenience and reliability; due to the simple and easily accessible adjustment of spread rate and working width.
- Double shutter system for an optimum rate setting and a quicker action for both opening and closing.
- Convenient boundary spreading with the AMAZONE Limiter.



	<b>1501</b>
<b>Working Width (m)</b>	10–36
<b>Hopper Volume (L)</b>	1500
<b>Payload (kg)</b>	3100
<b>Total Width (m)</b>	2.44
<b>Total Length (m)</b>	1.42
<b>Spreading Disc Speed (U/min)</b>	720 Standard



## ZA-V MOUNTED SPREADER

A state-of-the-art fertiliser spreader with hopper capacity from 1,400 to 3,200L, reaches high working speeds of up to 30km/h. Thanks to its high application rate of up to 390kg/min and a working width of up to 36m, it achieves exceptionally high work rates.

- Deep-drawn base hopper without corners and edges, ensures the lowest residues and easy cleaning.
- Durable; thanks to a high-quality, multi-layered paint finishes, combined with the many stainless steel components.
- Intelligent, fertiliser saving, agitator with speed reduction when the shutter slide is closed.
- Electrically-controlled Limiter V+ border spreading device for precise side, border, and water course spreading.
- Precise monitoring and control of the application rate, thanks to the 200Hz weighing system and tilt sensor.
- Simple configuration of the fertiliser spreader using the intuitive mySpreader App.



	1400–2000 Special	1400–3200 Super
<b>Working Width (m)</b>	10–36	10–36
<b>Filling Width (m)</b>	2.22	2.71
<b>ISOBUS Inclusion</b>	Not available	Included
<b>Scale Inclusion</b>	Not available	Optional



## ZA-TS MOUNTED SPREADER

The ZA-TS mounted spreader is available with hopper capacities from 1,400 to 5,000L. The TS spreading unit enables working widths of up to 54m along with excellent border spread patterns, making the ISOBUS ZA-TS mounted spreader one of the absolute high output spreaders.

- Precise spread patterns with working widths of up to 54 m and application rates of 650kg/min.
- Absolutely accurate application rates from the very first second with ProfisPro speed rate calibration.
- Windless conditions at the touch of a button — compensation for the effects of the wind on the lateral distribution.
- ArgusTwin — spread fan monitoring — Permanent monitoring — optimum lateral distribution under any conditions.
- HeadlandControl — uniform crops across the headland — optimised parabolic Section Control.
- Proven precision — maximum yield at the field boundaries.



	ZA-TS Super	ZA-TS Ultra
Working Width (m)	15–54	15–54
Hopper Volume (L)	1,400–3,200	2,200–5,000
Filling Width (m)	2.22–2.92	2.71–2.92



## ZG-TS 01 TRAILED SPREADER

A high-performance trailed spreader for the quick and precise application of mineral fertilisers. Available in hopper sizes of 7,500L and 10,000L, the ZG-TS 01 impresses with its outstanding precision and enormous work rates due to the TS spreading system and the comfort offered by the ISOBUS operating terminals.

- Efficient and intelligent — precise spread patterns with working widths of up to 54m and application rates of 650kg/min.
- ProfisPro — spread rate calibration — absolutely accurate application rates from the very first second irrespective of which side.
- WindControl — windless conditions at the touch of a button — compensation for the effects of the wind on the lateral distribution.
- ArgusTwin — spread fan monitoring — permanent monitoring — optimum lateral distribution under any conditions.
- HeadlandControl — headland optimisation — uniform crops across the headland — optimised parabolic Section Control.
- AutoTS and BorderTS — border spreading systems — Proven precision — maximum yield at the field boundaries.



	7501	10001
Spreader Working Width (m)	15–54	15–54
Filling Height (m)	1.709	1.977



# UF

## MOUNTED SPRAYER

Due to the unique profile design, AMAZONE sprayer booms are very light yet, at the same time, very robust. The nozzle bodies, with integrated diaphragm non-return anti-drip valves, fit up into the boom profiles reliably preventing any dripping at the nozzle. Self-adjusting bayonet fixings ensure a tool-less quick nozzle change.

- Lifting force optimised design with a favourable centre of gravity mounting.
- A clever quick coupling system and a convenient parking mechanism allow for easy mounting and demounting.
- SmartCenter — tailored operating systems. From the intuitively operated Standard-Pack to the Comfort-Pack with TwinTerminal 3.0.
- High-performance 60L induction bowl with a suction capacity of up to 150L/min ensures the shortest possible fill times and a homogeneous spray liquid mix.
- Outstanding multi-facet spring suspension for a smooth boom ride.



	1302	1602	2002
<b>Tank Capacity</b>	1,300	1,600	2,000
<b>Boom Working Widths (m)</b>	Super S2 Boom 15–30	Super S2 Boom 15–30	Super S2 Boom 15–30
<b>Pump Drive</b>	PTO	Hydraulic or PTO	Hydraulic or PTO
<b>Front Tank (with flow control)</b>	FT1001 or FT1502 available	FT1001 or FT1502 available	FT1001 or FT1502 available



## UX SPECIAL TRAILED SPRAYER

The UX Special trailed sprayer with tank capacities of 3,200, 4,200 and 5,200L, is characterised above all by its dependable and user-friendly design. Boom widths from 15–36m are possible with the Super-S2 or Super-L2 booms. The UX Special meets the highest demands for modern plant protection thanks to an extensive range of high-quality optional equipment.

- Low transport height and overall compact transport dimensions through an innovative tank and boom design.
- Light, compact, easily manoeuvrable — compact design and drawbar steering or axle steering with a steering angle up to 20°.
- SmartCenter — tailored operating solutions. From the easy-to-handle Standard-Pack, to the remotely controlled system with Comfort-Pack.
- High-performance induction bowl for minimum fill times and for a homogeneous spray agent mixture.
- High-capacity, self-priming, low maintenance piston diaphragm pump, for large application rates even at high spray pressures.



	3200	4200	5200
<b>Tank Volume (L)</b>	3,200	4,200	5,200
<b>Working Width (m)</b>	15–36	15–36	15–36
<b>Pump Capacity (L/min)</b>	260 or 380	260 or 380	260 or 380



## UX SUPER TRAILED SPRAYER

The UX Super trailed sprayer with tank capacities of from 4,200–8,600L, is characterised in particular by its extremely comfortable handling concept. The Super sprayer booms, in widths from 21–48m, impress with their first-class boom guidance. Thanks to the level of high-performance equipment offered, the UX Super trailed sprayer ensures maximum efficiency and unprecedented output.

- Low transport height and compact transport dimensions through an innovative tank and boom design.
- Light, compact, easily manoeuvrable — compact design and axle steering up to a steering angle of 28°.
- SmartCenter — tailored operating solutions. From the intuitively operated Standard-Pack to the Comfort-Pack plus, with a pressure sensitive touch screen. Anything is possible!
- High-capacity, self-priming, low maintenance piston diaphragm pumps, with a delivery capacity up to 700L/min, ensure high application rates even at high spray pressures.



	4201	5201	6201	7601	8601
<b>Tank Capacity (L)</b>	4,200	5,200	6,200	7,600	8,600
<b>Fresh Water Tank Capacity (L)</b>	580	580	580	580	580
<b>SmartCentre</b>	Standard, Comfort, Comfort Plus	Standard, Comfort, Comfort Plus	Standard, Comfort, Comfort Plus	Standard, Comfort, Comfort Plus	Standard, Comfort, Comfort Plus
<b>Pump Capacity (L/min)</b>	520 (260+260)	520 (260+260)	520 (260+260)	600 (250+350)	600 (250+350)



# PANTERA

## SELF PROPELLED SPRAYER

The Pantera self-propelled sprayers come with a tank capacity of either 4,500L or 6,600L, and can be equipped with sprayer booms in widths from 21–48m. Stepless track width adjustment as a standard feature makes the Pantera a universal all-rounder, particularly when shared across neighbouring farms. A wide variety of requirements can be met thanks to the different chassis options.

- Outstanding tandem chassis design — for a smooth horizontal boom ride and better stability on slopes.
- Intelligent chassis management with front wheel, all-wheel, and dog leg steering for even greater manoeuvrability.
- Infinitely variable hydrostatic single range drive — for speeds from 0–50km/h.
- Working speeds of up to 30km/h ensure high outputs.
- Performance when needed with ECO and POWER mode.
- Pantera+ drive hubs for improved climbing ability in hilly terrain.
- DistanceControl or ContourControl, and a SwingStop fully automatic boom guidance system mean ultimate flexibility.



	4504	4504 H	4504 W	4504 HW	7004
<b>Track Width (m)</b>	1.80–2.40 (2.60)	1.80–2.70	2.25–3.00	2.25–3.20	2.00–2.75
<b>Ground Clearance (m)</b>	1.00–1.20	1.18–1.70	1.00–1.20	1.18–1.70	130
<b>Tank Capacity (L)</b>	4,500	4,500	4,500	4,500	4,500
<b>Transport Speed (km/h)</b>	50	50	50	50	50



## KG ROTARY CULTIVATOR

The KG rotary cultivator offers you reliable soil tillage implements that precisely meet your requirements. Combined with your seed drill, or for solo use, the soil tillage implements stand for uncompromising reliability and quality like no other on the market. With various models of roller available, it is possible to specify a complete combination of soil tillage and drill that are perfectly matched to your prevailing soil conditions.

- Large clearance between the tines and above the tine carriers — for high throughput.
- Features Long-Life-Drive for extreme loads and a long service life.
- With Quick + Safe system — the proven quick change tine system and integrated overload protection.
- Robust design as the tine carrier and the shaft are forged from one piece.
- High strength due to the deep frame and the robust trough profile with double-skinned trough bottom.
- Comfortable adjustment via the universal setting.



	<b>3001</b>	<b>3501</b>	<b>4002-2</b>	<b>5002-2</b>	<b>6002-2</b>
<b>Working Width (m)</b>	3.00	3.50	4.00	5.00	6.00
<b>Number of Tines</b>	10	12	14	16	20
<b>Rigid or Folding</b>	Rigid	Rigid	Folding	Folding	Folding



## KE 02 ROTARY HARROW

Robust and light at the same time, KE 02 Super is the right machine for the demanding requirements of a modern arable farm. A strong frame, one-piece rotor head and shaft, and a sprung tine fixing, make the KE 02 rotary harrow superbly suited for soil tillage after plough and mulch sowing on pre-cultivated soils.

- A low lifting power requirement due to a weight-optimised design.
- Direct power transmission and long service life, thanks to its DirectDrive gearbox.
- Robust — with the tine carrier and shaft forged from one piece.
- Rotamix system; Good levelling due to 4 tine carriers per metre of working width.
- Compact build due to a small tine carrier diameter.
- Quick + Safe system — the proven quick change tine system and integrated overload protection.
- Comfortable adjustment via the universal setting tool.



	KE 02
Working Width (m)	3.00
Number of Tine Carriers	12



## CEUS COMBINATION CULTIVATOR

The Ceus trailed disc and tine combination cultivator, in working widths from 3–7m, is ideal for the deep loosening of soils whilst simultaneously incorporating a large amount of organic matter at the shallowest possible depth. The combination of a disc element, followed by tines, enables the Ceus to offer the advantages of both disc harrows and cultivators in a single compact machine.

- Shallow soil tillage with intensive mixing and deep loosening in only one pass.
- Intensive mixing of the soil, and reliable depth control, combined with low fuel consumption.
- Optional solo operation utilising the disc element or, the tine element, ensures maximum flexibility for soil tillage.
- Disc element with maintenance-free disc bearings, stone safety release via the elastic sprung rubber buffer blocks, and individual disc suspension.



	4000–2TX	5000–2TX	6000–2TX	7000–2TX
<b>Working Width (m)</b>	4.0	5.0	6.0	7.0
<b>Folding or Rigid</b>	Folding	Folding	Folding	Folding
<b>Number of Discs</b>	32	40	48	56
<b>Disc Diameter (mm)</b>	510	510	510	510
<b>Number of Tines</b>	10	12	15	17
<b>Tine Working Depth (cm)</b>	5–35	5–35	5–35	5–35



# CENIUS

## TINE CULTIVATOR

The Ceniis mounted cultivators are characterised by an excellent quality of work, low fuel consumption, and complete flexibility. The cultivator offers the right solution for every farm with a wide selection of different shares, rear rollers, and other equipment options.

- Varied range of application, from shallow stubble cultivation to topsoil deep loosening, thanks to a wide range of shares.
- Stepless mechanical working depth adjustment, or full hydraulic working depth adjustment from the comfortable of three cab (as an option).
- Excellent quality of work even under the most arduous of conditions. Made possible by the high release forces of the overload protection system on the C-Mix Special and C-Mix Super tines.
- The levelling unit provides optimum levelling under any condition and can be easily adjusted hydraulically from the cab as an option.
- Rear rollers for any soil type ensure optimum re-consolidation.



	4003-2TX	5003-2TX	6003-2TX	7003-2TX
<b>Working Width (m)</b>	4.00	5.00	6.00	7.00
<b>Number of Tines</b>	13	17	21	25
<b>Tine Spacings (mm)</b>	307	294	286	280
<b>Number of Tine Rows</b>	4	4	4	4
<b>Working Depth (cm)</b>	5-35	5-35	5-35	5-35



## CERTOS 2TX

### HEAVY COMPACT DISC HARROW

The Certos-2TX is ideally suited for intensive mixing and medium to deep soil tillage. With its 660mm discs, the Certos-2TX penetrates the soil down to 20cm and incorporates large amounts of organic matter, blockage-free. A powerful allrounder for any farm thanks to its wide application range, and working widths of 5–7m.

- Maintenance-free disc bearings with slide seals and life-long lubrication.
- Maintenance-free stone safety protection via rubber sprung buffer blocks.
- Individual disc suspension for optimised contour following and excellent through passage.
- The hydraulic top brace counteracts the diagonal pull and makes operation possible on slopes.
- Intensive mixing, incorporation and a high through passage capacity for large amounts of plant residues.



	5002-TX	6002-TX	7002-TX
<b>Working Width (m)</b>	5.00	6.00	7.00
<b>Disc Diameter (mm)</b>	660 serrated	660 serrated	660 serrated
<b>Working Depth (cm)</b>	7–20	7–20	7–20
<b>Working Speed (km/h)</b>	10–15	10–15	10–15



# CATROS

## COMPACT DISC HARROW

The Catros range of compact disc harrows are ideally suited for shallow and intensively mixed soil tillage. Thanks to its easy pulling and working widths from 3–12 m, especially high forward speeds, impressive work rates are possible.

- Easy to pull, from 3m working width with a tractor power requirement from just 75hp.
- Central and simple mechanical working depth adjustment on the left-hand side of the machine.
- Working depth adjustment via the Smart Frame System, including a scale for reading off the working depth.
- Maintenance-free disc bearings with face seals and life-long lubrication.
- Maintenance-free stone safety protection via rubber sprung buffer blocks.
- Standard individual disc suspension is included for optimised contour following and excellent through passage.
- Folding and adjustable side discs for a perfect matching up bout-to-bout.
- The GreenDrill seeder box can be specified as an option.



	<b>03+</b>	<b>2TS</b>	<b>2TX</b>	<b>XL</b>	<b>2TS XL</b>	<b>2TX XL</b>
<b>Type</b>	Linkage	Trailing	Trailing	Linkage	Trailing	Trailing
<b>Working Width (m)</b>	3.0–3.5	4.0–12.0	7.0–9.0	3.0–3.5	5.0–8.0	7.0–8.0
<b>Disc Diameter (mm)</b>	510	510	510	610	610	610





## GENUINE PARTS READY FOR WHEN YOU NEED THEM

We hold over 500,000 genuine parts in Australia and New Zealand to ensure timely access to parts when you need them most.

Our distribution centres are based in Melbourne, Perth and Christchurch, and our network of CLAAS Harvest Centres and partner dealerships also hold substantial stock on-hand.

If we don't have what you need, our Trans-Tasman network can source it quickly, because we are backed by a network of global transporters who ensure fast delivery.

We ship overnight and during the weekends to ensure you get what you need. Plus we have twice-weekly air freight consignments out of Germany, for anything we don't have on hand.



# **HERE THERE AND EVERYWHERE, TO KEEP YOU GOING**

With 17 dealerships and 19 partner dealers in Australia, and 16 dealerships and 1 partner dealer in New Zealand, half a million parts across 3 warehouse locations, highly trained field technicians, a team of dedicated professionals, and an extensive range of new and used CLAAS machinery, you can be confident CLAAS Harvest Centre is here to keep you growing.

**CALL YOUR LOCAL DEALERSHIP TO SEE HOW  
WE CAN HELP GROW YOUR BUSINESS**